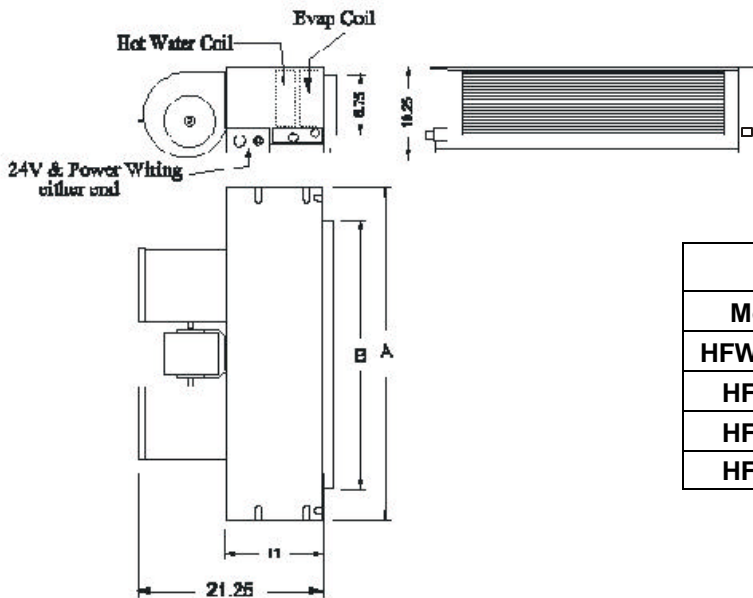



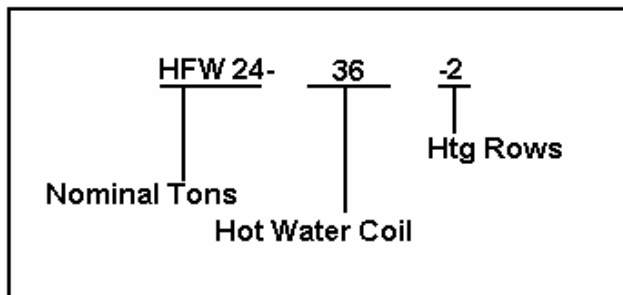
HFW Series

The HFW series is designed for fully concealed installation in a furred-down ceiling space. This is an open dual blower type fan coil unit requiring a sealed return air space. Models are available for heating only. All models are 120 Volts AC single phase. Units feature a unique polymer blower housing that separates for easy service to the blower wheels or motor. The housing provides excellent acoustic properties for quiet operation. Coils are constructed of copper tubes with aluminum fins. Optional remote pump module is available.



Physical Dimensions		
Model	A	B
HFW 12, 18	37.25"	30.0"
HFW 24	43.25"	36.0"
HFW 30	49.25"	42.0"
HFW 36	55.25"	48.0"

Approved for installation with 0" Clearance to combustible Material



HFW Series

Heating Performance							
Model	Htg Rows	CFM	Heat MBTUH based on 3 GPM 70F RA Temp				
			120 F	140 F	160 F	180 F	
			HFW 12/18	1	400	6.9	9.7
600	8.1	11.4			14.7	18.0	
2	400	11.5		16.1	20.8	25.4	
	600	13.9		19.5	25.2	30.9	
3	400	14.0		19.8	25.5	31.2	
	600	17.4		24.5	31.6	39.7	
4	400	15.7		22.1	28.5	34.9	
	600	19.8		27.9	36.0	44.1	
HFW 24	1	600		8.9	12.5	16.2	19.9
		800		10.0	14.1	18.2	22.3
	2	600		15.0	21.1	27.2	33.3
		800		17.1	24.1	31.0	38.0
	3	600	18.6	26.1	33.7	41.2	
		800	21.4	30.1	38.9	47.6	
	4	600	20.9	29.4	37.9	46.5	
		800	24.3	34.2	44.2	54.1	
	HFW 30	1	800	10.9	15.3	19.7	24.2
			1000	11.8	16.7	21.5	26.4
		2	800	18.3	25.7	33.1	40.6
			1000	20.1	28.3	36.5	44.7
3		800	22.6	31.8	41.0	50.2	
		1000	25.1	35.3	45.35	55.7	
4		800	25.5	35.9	46.3	56.7	
		1000	28.4	40.0	51.5	63.1	
HFW36		1	1000	12.7	17.9	23.1	28.3
			1200	13.6	19.2	24.8	30.4
		2	1000	21.3	30.0	38.6	47.3
			1200	23.0	32.3	41.6	51.0
	3	1000	26.3	36.9	47.6	58.3	
		1200	28.4	40.0	51.5	63.1	
	4	1000	29.6	41.6	53.6	65.6	
		1200	32.1	45.1	58.2	71.3	

Blower Performance					
Model	Blower HP	Speed	External Static WC		
			.1"	.2"	.3"
HFW 12	1/8	Low	580	510	440
		High	675	605	525
HFW 18	1/4	Low	655	585	510
		High	800	740	665
HFW24	1/3	Low	800	720	640
		High	990	950	855
HFW30	1/3	Low	1125	1015	905
		High	1220	1130	1015
HFW36	1/2	Low	1240	1125	1015
		High	1335	1265	1145

Electrical Specifications				
Model	HP	AMPS	MCA	MOP
HFW 12	1/8	1.65	2.1	15
HFW 18	1/4	2.9	3.7	15
HFW 24	1/3	3.3	4.2	15
HFW 30	1/3	3.3	4.2	15
HFW 36	1/2	5.7	7.2	15



* Specifications subject to change without notice.

Water coil connections located on side
 Opposite the electrical connections. Water
 Connections are 3/4" OD sweat.